IFB J27150
ADDENDUM NO. 1

TO CONSTRUCT

HOAPILI HALE
POWER QUALITY SYSTEM IMPROVEMENTS
JUD-2C-HOAPILI HALE POWER QUALITY IMP.
TAX MAP KEY: (2)-4-013:020 & 021
WAILUKU, MAUI, HAWAIʻI

FOR **THE JUDICIARY**
STATE OF HAWAIʻI

BRANDON M. KIMURA
ADMINISTRATIVE DIRECTOR OF THE COURTS
THE JUDICIARY - STATE OF HAWAIʻI

August, 2026

Prime Consultant & Electrical Engineer: Ronald N.S. Ho & Associates, Inc.

This addendum modifies the original Solicitation Documents for the Project dated, August, 2026 and any previously issued addenda. The items in this addendum shall govern the work, taking precedence over previously issued specifications and drawings governing the items mentioned. Acknowledge receipt of this Addendum in the space provided on the Solicitation, Offer and Contract Form.

1. The attached drawings supersede and replace the drawings originally contained in the solicitation in their entirety.

END OF ADDENDUM NO. 1

HOAPILI HALE

POWER QUALITY SYSTEM IMPROVEMENTS

2145 MAIN STREET
WAILUKU, MAUI, HAWAII
TAX MAP KEY: 3-4-013:013

FOR THE JUDICIARY
BY THE

STATE OF HAWAII

JUDICIARY JOB NO. 2526-02-076

PREPARED BY:
RONALD N.S. HO & ASSOCIATES, INC. - PRIME / ELECTRICAL ENGINEER

LOCATION MAP

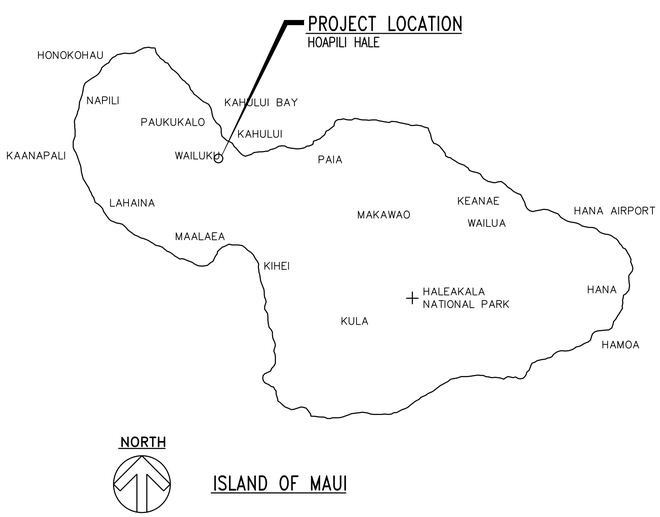

VICINITY MAP

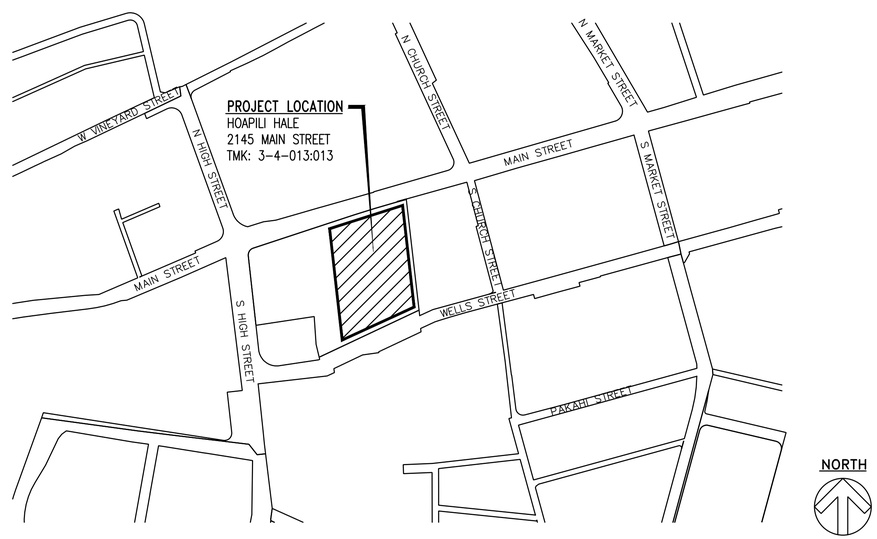

APPROVALS

APPROVED BY:

Brandon M Kimura — 5/8/26

ADMINISTRATIVE DIRECTOR
OFFICE OF THE ADMINISTRATIVE DIRECTOR OF THE COURTS
STATE OF HAWAII

DATE

REVISION NO.	SYM.	DESCRIPTION	SHT. NO.	DATE	APPROVED ADMINISTRATIVE DIRECTOR OF COURTS

RYAN S. KARAMATSU
LICENSED PROFESSIONAL ENGINEER
No. 13987-E
HAWAII, U.S.A.

THE JUDICIARY
STATE OF HAWAI'I

HOAPILI HALE
POWER QUALITY SYSTEM IMPROVEMENTS
2145 MAIN STREET, WAILUKU, HAWAII, 96793
TAX MAP KEY: 3-4-013:013
WAILUKU MAUI HAWAII

TITLE SHEET

THIS WORK WAS PREPARED BY ME OR UNDER MY SUPERVISION AND CONSTRUCTION OF THIS PROJECT WILL BE UNDER MY OBSERVATION.

Digitally signed by Ryan Karamatsu
2026.05.08 11:17:06-10'00'

EXP. DATE: 4-30-28

RONALD N.S. HO & ASSOC., INC.		JUDICIARY PROJECT NO.	DRAWING NO.
DESIGNED BY: RK	CHECKED BY: RK	2526-02-076	0001
DRAWN BY: CAD	APPROVED BY: RK	DATE: FEB 2026	SHEET 1 OF 13 SHEETS
SCALE: AS SHOWN			

FILE ____ DRAWER ____ FOLDER ____

INDEX OF DRAWINGS

SHT NO.	DWG NO.	SHEET TITLE
1	0001	TITLE SHEET
2	0002	INDEX OF DRAWINGS AND PLOT PLAN
3	E101	ELECTRICAL SYMBOLS AND NOTES
4	E201	ELECTRICAL PLAN – PARKING LEVEL 1
5	E201	ELECTRICAL PLAN – PARKING LEVEL 2
6	E201	ELECTRICAL PLAN – PARKING LEVEL 3
7	E201	ELECTRICAL PLAN – 1ST FLOOR
8	E201	ELECTRICAL PLAN – 2ND FLOOR
9	E201	ELECTRICAL PLAN – 3RD FLOOR
10	E201	ELECTRICAL PLAN – 4TH FLOOR
11	E201	ELECTRICAL PLAN – ROOF
12	E301	ONE-LINE DIAGRAM 1
13	E302	ONE-LINE DIAGRAM 2

PROJECT DESCRIPTION:

INSTALLATION OF SURGE PROTECTION DEVICES ON THE ELECTRICAL SYSTEM.

INSTALLATION OF A POWER CONDITIONER ON THE 3RD ELEVATOR BANK.

REVISION OF ELECTRICAL CIRCUITING FOR GATE CONTROLS TO OPERATE DURING ELECTRICAL OUTAGES.

NO EXTERIOR WORK.

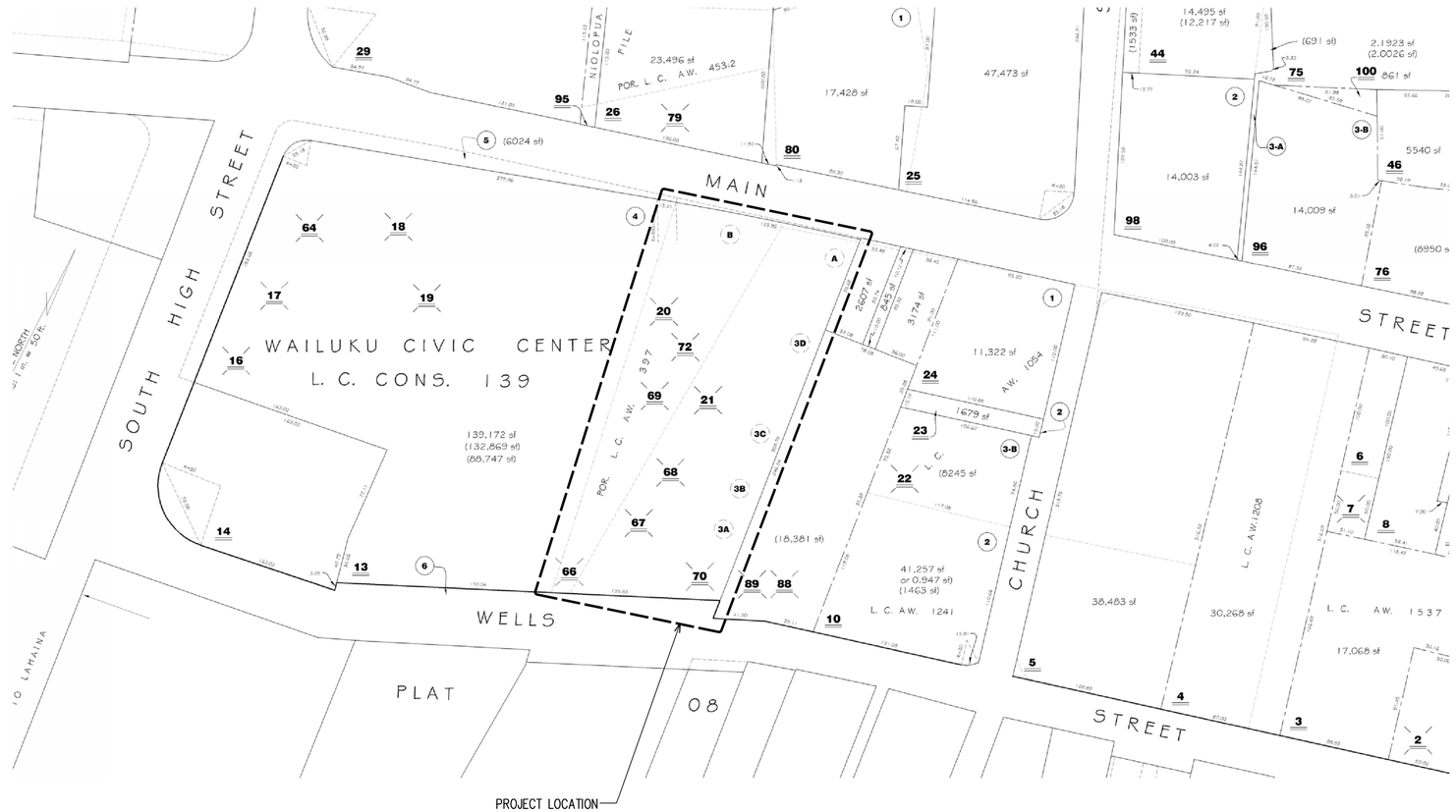

NORTH

1
0002
PLOT PLAN

REVISION NO.	SYM.	DESCRIPTION	DWG	DATE	APPROVED: ADMINISTRATIVE DIRECTOR OF COURTS

RYAN S. KARAMATSU
LICENSED PROFESSIONAL ENGINEER
No. 13987-E
HAWAII, U.S.A.

THE JUDICIARY
STATE OF HAWAI'I

HOAPILI HALE
POWER QUALITY SYSTEM IMPROVEMENTS
2145 MAIN STREET, WAILUKU, HAWAII, 96793
TAX MAP KEY: 3–4–013:013
WAILUKU MAUI HAWAII

INDEX OF DRAWINGS AND PLOT PLAN

THIS WORK WAS PREPARED BY ME OR UNDER MY SUPERVISION AND CONSTRUCTION OF THIS PROJECT WILL BE UNDER MY OBSERVATION.

Digitally signed by Ryan Karamatsu
2026.05.08 11:14:37-10'00'

EXP. DATE: 4–30–28

RONALD N.S. HO & ASSOC., INC.		JUDICIARY PROJECT NO.	DRAWING NO.
DESIGNED BY: RK	CHECKED BY: RK	2526–02–076	0002
DRAWN BY: CAD	APPROVED BY: RK	DATE: FEB 2026	SHEET 2 OF 13 SHEETS
SCALE: AS SHOWN			

FILE _____ DRAWER _____ FOLDER _____

GENERAL CONSTRUCTION NOTES:

1. VISIT SITE AND BECOME FAMILIAR WITH EXISTING CONDITIONS, AND EXTENT OF DEMOLITION AND NEW WORK PRIOR TO START OF WORK. RESOLVE ALL DISCREPANCIES AND QUESTIONS PRIOR TO THE START OF WORK.
2. REPORT ANY DISCREPANCIES AND/OR DIFFERENCES IN DRAWINGS, IN RESPECT TO EXISTING CONDITIONS, TO THE CITY.
3. RESOLVE ALL DISCREPANCIES AND QUESTIONS PRIOR TO THE START OF WORK. NO EXTRA PAYMENT SHALL BE ALLOWED ON ACCOUNT OF WORK MADE NECESSARY BY FAILURE TO VISIT THE SITE AND/OR FAILURE TO RESOLVE DISCREPANCIES AND QUESTIONS.
4. MINIMIZE ALL OUTAGES. SCHEDULE AND OBTAIN APPROVALS, FOR ALL OUTAGES WITH THE OWNER. WORK WILL BE REQUIRED DURING OFF HOURS TO MINIMIZE OUTAGES.
5. PATCH, GROUT, AND PAINT ALL OPENINGS EXPOSED BY REMOVAL WORK.
6. CORE, PATCH, AND PAINT EXISTING FLOORS AND WALLS AS NECESSARY. PROVIDE FIRE PROOFING SEALS (FIRE STOPS) AT ALL CONDUIT PENETRATIONS IN FLOORS AND WALLS, TO MAINTAIN EXISTING FIRE RATING INTEGRITY OF FLOORS AND WALLS.
7. MAINTAIN PORTIONS OF EXISTING FIRE ALARM SYSTEM IN COMPLETE OPERATING CONDITION DURING DEMOLITION AND CONSTRUCTION WORK PER UFC ARTICLE 87 "FIRE SAFETY DURING CONSTRUCTION, ALTERATION OR DEMOLITION OF A BUILDING".
8. ALL WORK SHALL CONFORM TO THE LATEST ADOPTED BUILDING CODE.
9. CONCEAL ALL RACEWAYS WHEREVER POSSIBLE. ROUTE EXPOSED CONDUITS, AND CONDUITS IN CEILING, AS HIGH AS POSSIBLE.
10. MAINTAIN ELECTRICAL CONNECTIONS (POWER, SIGNAL, AND LIGHTING) TO UNAFFECTED AREAS.
11. REMOVE ALL TEMPORARY LIGHTS, EQUIPMENT, DEVICES, CIRCUITING, ETC. AFTER TEMPORARY WORK IS NO LONGER REQUIRED.
12. TEST ALL EQUIPMENT AND SYSTEMS, AND DEMONSTRATE SYSTEM OPERATION TO THE SATISFACTION OF THE CITY.
13. PROVIDE EXPANSION COUPLINGS FOR RACEWAYS LARGER THAN 2" PASSING THROUGH EXPANSION JOIINTS.
14. PROVIDE SHOP DRAWINGS FOR APPROVAL BY THE ENGINEER.
15. CONTRACTOR TO PAY FOR ALL PERMITS REQUIRED.
16. CONTRACTOR SHALL PROVIDE PADLOCKS FOR ALL EQUIPMENT AND GATES KEYED PER CITY'S REQUIREMENTS.
17. PROVIDE AS-BUILT DRAWINGS.

INTERIOR ELECTRICAL SYMBOLS

MEASURED FROM FINISHED FLOOR TO: TOP	CTR	BTM	MOUNTING HEIGHT	SYMBOL	DESCRIPTION
					ELECTRICAL EQUIPMENT, TYPE AS INDICATED
●			72"		ELECTRICAL PANELBOARD OR COMMUNICATION CABINET
				S	SURGE PROTECTION DEVICE
				E	ELECTRICAL EQUIPMENT CONNECTION
		●		J/J	JUNCTION BOX, 4"SQ MIN., WALL/CEILING MTD RESPECTIVELY.
		●		J/J	LARGE JUNCTION BOX, SIZE AS NOTED, WALL/CEILING MTD RESPECTIVELY.
					CONDUIT CONCEALED IN CEILING OR WALL, ALL OTHERS SIMILAR
					EXPOSED CONDUIT, ALL OTHERS SIMILAR
					CONDUIT CONCEALED BELOW FINISH FLOOR, IN NEW FLOOR TOPPING, ALL OTHERS SIMILAR
					LIQUID-TIGHT FLEXIBLE METAL CONDUIT AND WIRING
				2A-1,3,5	POWER/LIGHTING CIRCUIT HOMERUN TO PANEL "2A", CIRCUITS 1, 3, 5 INDICATED, OTHERS INDICATED SIMILARLY
				T	COMM CONDUIT HOMERUN, 3/4"C W/PULLSTRING (TEL INDICATED, DATA SIMILAR)
					CONDUIT STUBOUT.
					PWR/LTG CONDUIT CONCEALED IN WALL OR CEILING, 3 WIRES AND 1 GROUND WIRE INDICATED. NO HASHMARKS DENOTES 2 WIRES AND 1 GROUND WIRE.
					CONDUIT RISER TURNED UP/DOWN RESPECTIVELY.
				1 , 1	NOTE INDICATOR, "NOTE NUMBER 1 REFERENCED", ALL OTHERS SIMILAR

ABBREVIATIONS

AFF	ABOVE FINISHED FLOOR
	AMPERES
BTM	BOTTOM
BKR	BREAKER
BKBD	BACKBOARD
CAB	CABINET
CTR	CENTER
CKT	CIRCUIT
C	CONDUIT
D	DEEP
DIA	DIAMETER
DWG	DRAWING
EQ	EQUAL
GND	GROUND
HECO	HAWAIIAN ELECTRIC COMPANY
KAIC	KILOAMPERES INTERRUPTING CAPACITY
KVA	KILOVOLT AMPERES
L	LENGTH/LONG
LTG	LIGHTING
MAX	MAXIMUM
	MINIMUM
MTD	MOUNTED
NO.	NUMBER
OFCI	OWNER FURNISHED, CONTRACTOR INSTALLED
PSI	POUNDS PER SQUARE INCH
PFB	PROVISIONS FOR FUTURE CIRCUIT BREAKER
PNL	PANELBOARD
PWR	POWER
SCH	SCHEDULE
SQ	SQUARE
STD	STANDARD
T	THICK
TYP	TYPICAL
V	VOLTS
W	WIRE
WP	WEATHERPROOF

ONE-LINE DIAGRAM SYMBOLS

SYMBOL	DESCRIPTION
	GROUND
G	GROUND BUS
N	NEUTRAL BUS
	MOLDED CASE CIRCUIT BREAKER
	TRANSFORMER, TYPE AS INDICATED
SPD	SURGE PROTECTION DEVICE
GFI	GROUND FAULT INTERUPTER
ARMS	ARCFLASH REDUCTION MAINTENANCE SWITCH
	SWITCH
M	UTILITY METER SOCKET AND METER (METER BY UTILITY)
KWM	POWER METER
	CURRENT TRANSFORMERS, ONE PER PHASE
K	KIRKKEY
X	ITEMS WITH "X" THROUGH SYMBOL INDICATES REMOVAL/DEMOLITION OF THAT ITEM

SYMBOL NOTES:

1. HASH MARKS ON CONDUIT SYMBOL DENOTE NUMBER OF WIRES IN CONDUIT, NO HASH MARKS INDICATE 2 WIRES PLUS SEPARATE GROUND WIRE. GROUND WIRES NOT INDICATED IN WIRE COUNTS.
2. CIRCUITING WITH AN "e" AND DASHED SYMBOLS INDICATE EXISTING ITEMS.
3. ITEMS INDICATED WITH AN "X" ARE TO BE DEMOLISHED
4. SPECIAL MOUNTING HEIGHTS AS INDICATED ON PLANS.

COUNTY OF MAUI
MAUI COUNTY CODE, CHAPTER 16.16C ENERGY CODE
COMMERCIAL PROVISIONS

COMPLIANCE METHOD
Check applicable method

☐	C401.2(1) ANSI / ASHRAE / IESNA 90.1
☒	C401.2(2) Sections C402 through C406 and C408
☐	C401.2(3) Sections C402.5, C403.2, C403.3 through C403.3.2, C403.4, through C403.4.2.3, C403.5.5, C403.7, C403.8.1 through C403.8.4, C403.10.1 through C403.10.3, C403.11, C403.12, C404, C405, C407 and C408
☐	C102.1 Alternative

To the best of my knowledge, this project's design substantially conforms to the Energy Code.

Signature: Ryan S Karamatsu Date: Digitally signed by Ryan Karamatsu 2026.05.08 11:16:05-10'00'

Name: RYAN S. KARAMATSU

Title: ELECTRICAL ENGINEER

License No.: 13987-E

REVISION NO.	SYM.	DESCRIPTION	BY	DATE	APPROVED: ADMINISTRATIVE DIRECTOR OF COURTS

RYAN S. KARAMATSU
LICENSED PROFESSIONAL ENGINEER
No. 13987-E
HAWAII, U.S.A.

THIS WORK WAS PREPARED BY ME OR UNDER MY SUPERVISION AND CONSTRUCTION OF THIS PROJECT WILL BE UNDER MY OBSERVATION.

Ryan S Karamatsu Digitally signed by Ryan Karamatsu 2026.05.08 11:15:14-10'00'

EXP. DATE: 4-30-28

THE JUDICIARY
STATE OF HAWAI'I

HOAPILI HALE
POWER QUALITY SYSTEM IMPROVEMENTS
2145 MAIN STREET, WAILUKU, HAWAII, 96793
TAX MAP KEY: 3-4-013:013
WAILUKU MAUI HAWAII

ELECTRICAL SYMBOLS AND NOTES

RONALD N.S. HO & ASSOC., INC.		JUDICIARY PROJECT NO.	DRAWING NO.
DESIGNED BY: RK	CHECKED BY: RK	2526-02-076	E101
DRAWN BY: CAD	APPROVED BY: RK	DATE: FEB 2026	SHEET 3 OF 13 SHEETS
SCALE: AS SHOWN			

FILE ____ DRAWER ____ FOLDER ____

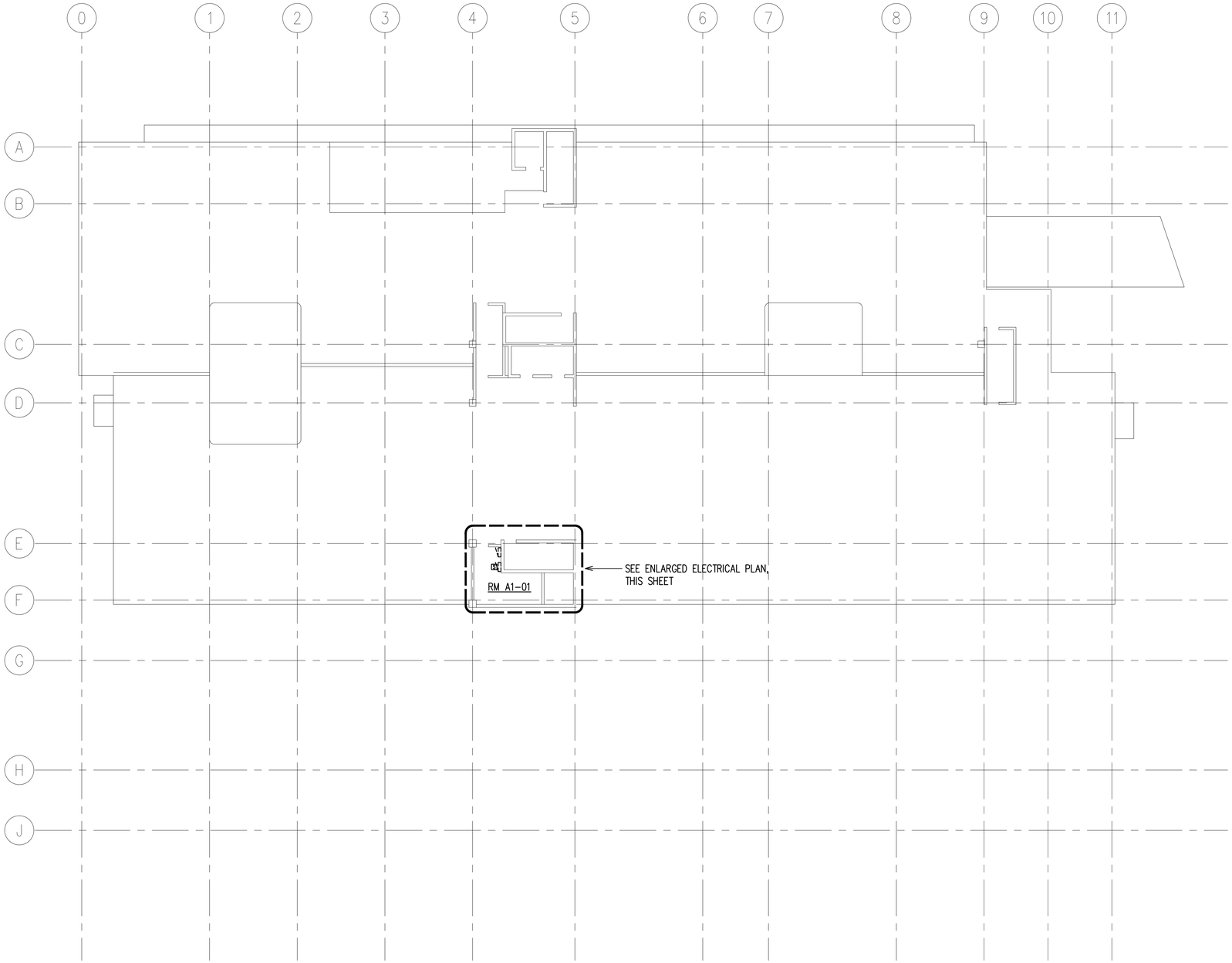

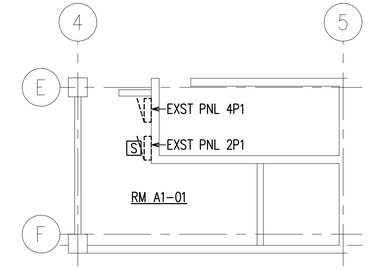

ENLARGED ELECTRICAL PLAN – RM 1A-01

SCALE: 1/8"=1'-0"

NORTH

ELECTRICAL PLAN – PARKING LEVEL 1

SCALE: 1/16"=1'-0"

8' 4' 0 8' 16' 24'

SCALE: 1/8"=1'-0"

GRAPHIC SCALE

16' 8' 0 16' 32' 48'

SCALE: 1/16"=1'-0"

GRAPHIC SCALE

REVISION NO.	SYM.	DESCRIPTION	DAT	DATE	APPROVED: ADMINISTRATIVE DIRECTOR OF COURTS

RYAN S. KARAMATSU
LICENSED PROFESSIONAL ENGINEER
No. 13987-E
HAWAII, U.S.A.

THIS WORK WAS PREPARED BY ME OR UNDER MY SUPERVISION AND CONSTRUCTION OF THIS PROJECT WILL BE UNDER MY OBSERVATION.

Digitally signed by Ryan Karamatsu
2026.05.08 11:13:23-10'00'

EXP. DATE: 4-30-28

THE JUDICIARY
STATE OF HAWAI'I

HOAPILI HALE
POWER QUALITY SYSTEM IMPROVEMENTS
2145 MAIN STREET, WAILUKU, HAWAII, 96793
TAX MAP KEY: 3-4-013:013

WAILUKU MAUI HAWAII

ELECTRICAL PLAN - PARKING LEVEL 1

RONALD N.S. HO & ASSOC., INC.

DESIGNED BY:	CHECKED BY:	JUDICIARY PROJECT NO.	DRAWING NO.
RK	RK	2526-02-076	E201
DRAWN BY: CAD	APPROVED BY: RK	DATE: FEB 2026	SHEET 4 OF 13 SHTS.
SCALE: AS SHOWN			

FILE ____ DRAWER ____ FOLDER ____

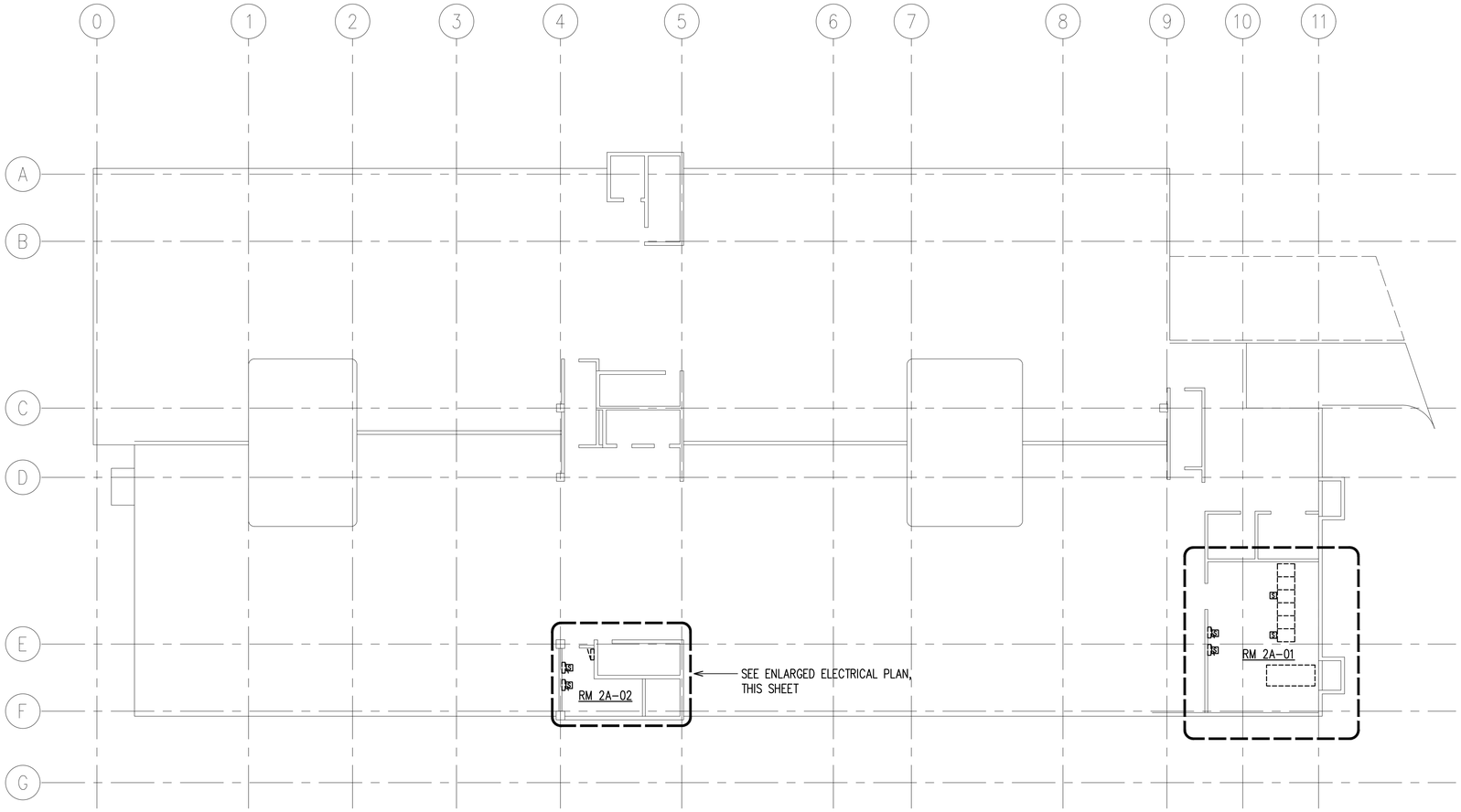

NORTH

ELECTRICAL PLAN – PARKING LEVEL 2

SCALE: 1/16"=1'-0"

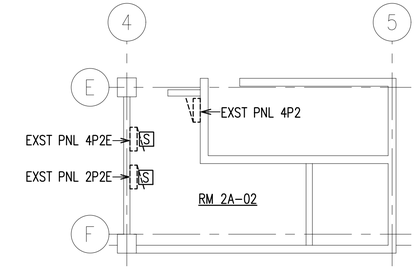

ENLARGED ELECTRICAL PLAN – RM 2A-02

SCALE: 1/8"=1'-0"

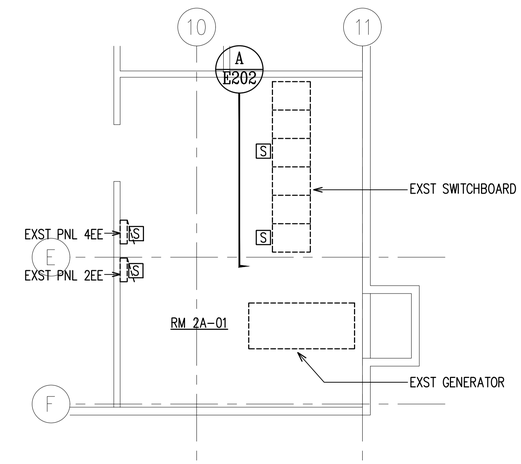

ENLARGED ELECTRICAL PLAN – RM 2A-01

SCALE: 1/8"=1'-0"

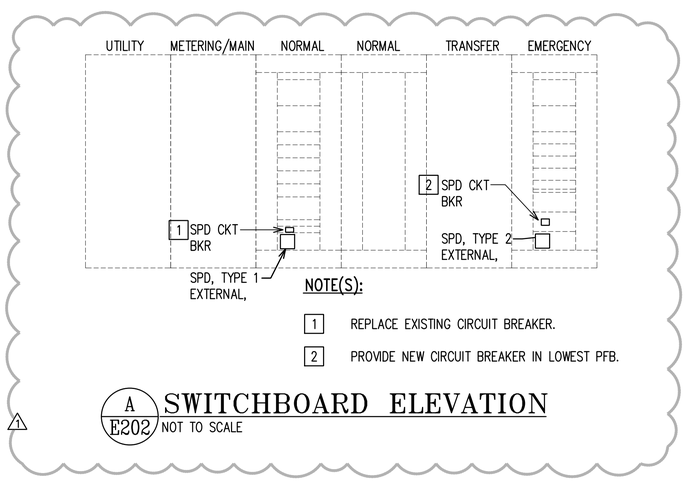

A / E202 SWITCHBOARD ELEVATION

NOT TO SCALE

1

8' 4' 0 8' 16' 24'

SCALE: 1/8"=1'-0"

GRAPHIC SCALE

16' 8' 0 16' 32' 48'

SCALE: 1/16"=1'-0"

GRAPHIC SCALE

REV 1	1	REVISION 1		5/5/26	
REVISION NO.	SYM.	DESCRIPTION	CHK. BY	DATE	APPROVED: ADMINISTRATIVE DIRECTOR OF COURTS

RYAN S. KARAMATSU LICENSED PROFESSIONAL ENGINEER No. 13987-E HAWAII, U.S.A.

THIS WORK WAS PREPARED BY ME OR UNDER MY SUPERVISION AND CONSTRUCTION OF THIS PROJECT WILL BE UNDER MY OBSERVATION.

Digitally signed by Ryan Karamatsu 2026.05.08 11:14:07-10'00'

EXP. DATE: 4-30-28

THE JUDICIARY
STATE OF HAWAI'I

HOAPILI HALE
POWER QUALITY SYSTEM IMPROVEMENTS
2145 MAIN STREET, WAILUKU, HAWAII, 96793
TAX MAP KEY: 3-4-013:013

WAILUKU MAUI HAWAII

ELECTRICAL PLAN - PARKING LEVEL 2

RONALD N.S. HO & ASSOC., INC.		JUDICIARY PROJECT NO.	DRAWING NO.
DESIGNED BY: RK	CHECKED BY: RK	2526-02-076	E202
DRAWN BY: CAD	APPROVED BY: RK	DATE: FEB 2026	SHEET 5 OF 13 SHTS.
SCALE: AS SHOWN			

FILE ____ DRAWER ____ FOLDER ____

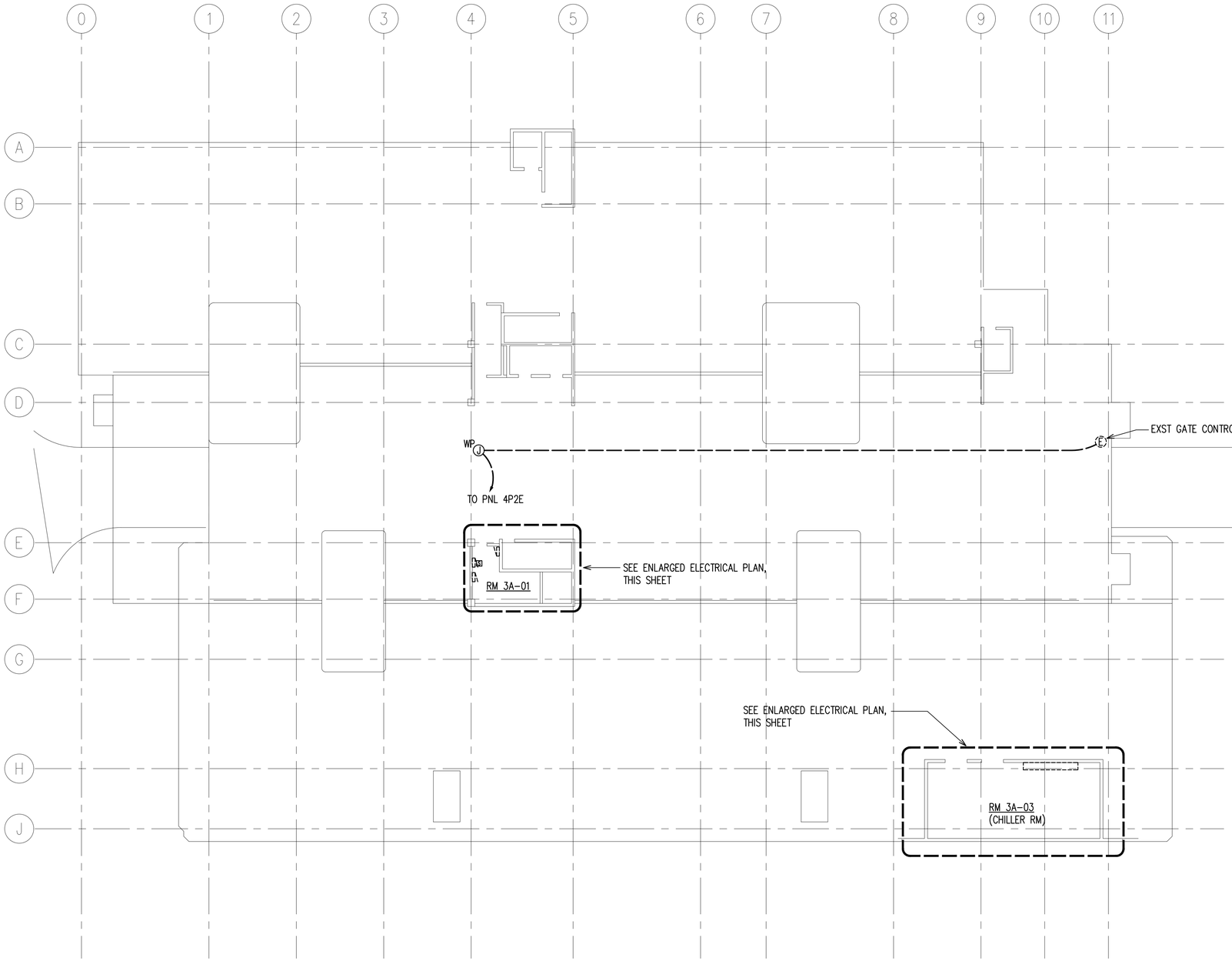

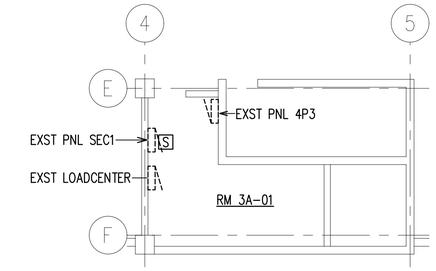

ENLARGED ELECTRICAL PLAN – RM 3A-01

SCALE: 1/8"=1'-0"

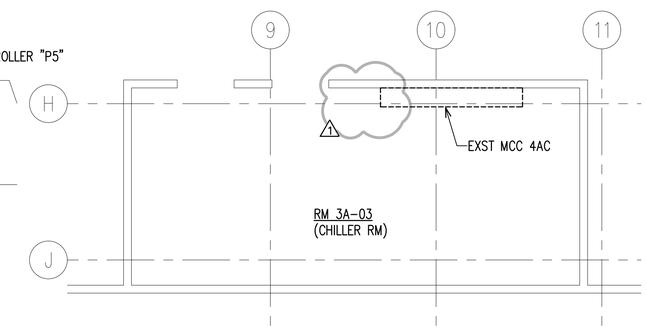

ENLARGED ELECTRICAL PLAN – RM 3A-03

SCALE: 1/8"=1'-0"

NORTH

ELECTRICAL PLAN – PARKING LEVEL 3

SCALE: 1/16"=1'-0"

8' 4' 0 8' 16' 24'

SCALE: 1/8"=1'-0"

GRAPHIC SCALE

16' 8' 0 16' 32' 48'

SCALE: 1/16"=1'-0"

GRAPHIC SCALE

REV 1	1	REVISION 1		5/5/26	
REVISION NO.	SYM.	DESCRIPTION	DRAWN BY	DATE	APPROVED: ADMINISTRATIVE DIRECTOR OF COURTS

RYAN S. KARAMATSU LICENSED PROFESSIONAL ENGINEER No. 13987-E HAWAII, U.S.A.

THIS WORK WAS PREPARED BY ME OR UNDER MY SUPERVISION AND CONSTRUCTION OF THIS PROJECT WILL BE UNDER MY OBSERVATION.

Digitally signed by Ryan Karamatsu 2026.05.08 11:16:54-10'00'

EXP. DATE: 4-30-28

THE JUDICIARY
STATE OF HAWAI'I

HOAPILI HALE
POWER QUALITY SYSTEM IMPROVEMENTS
2145 MAIN STREET, WAILUKU, HAWAII, 96793
TAX MAP KEY: 3-4-013:013
WAILUKU MAUI HAWAII

ELECTRICAL PLAN - PARKING LEVEL 3

RONALD N.S. HO & ASSOC., INC.

DESIGNED BY: RK	CHECKED BY: RK	JUDICIARY PROJECT NO. 2526-02-076	DRAWING NO. E203
DRAWN BY: CAD	APPROVED BY: RK	DATE FEB 2026	SHEET 6 OF 13 SHEETS
SCALE: AS SHOWN			

FILE ____ DRAWER ____ FOLDER ____

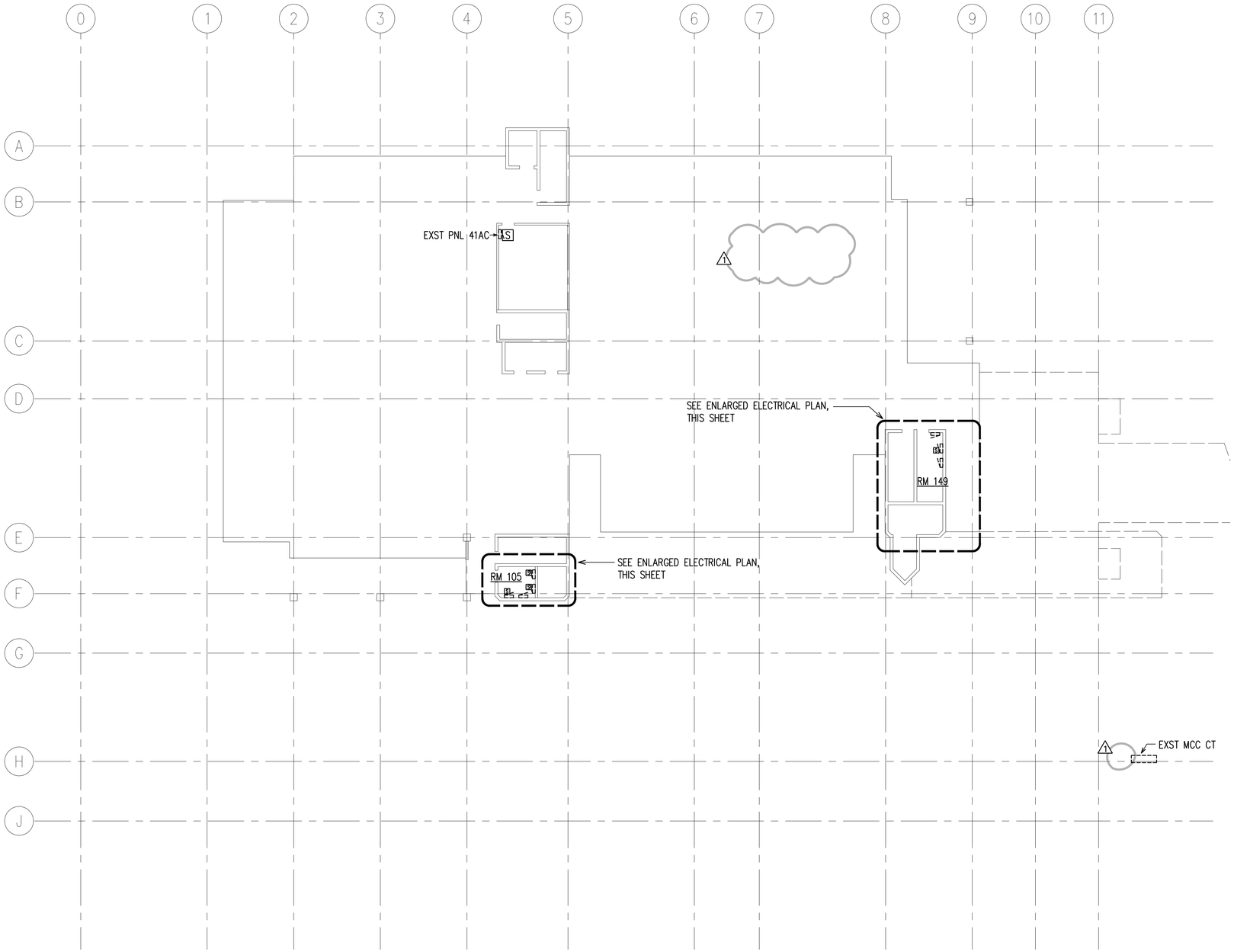

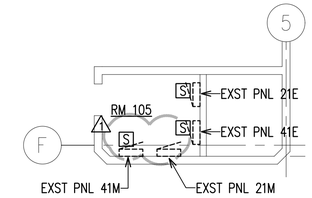

ENLARGED ELECTRICAL PLAN – RM 105

SCALE: 1/8"=1'-0"

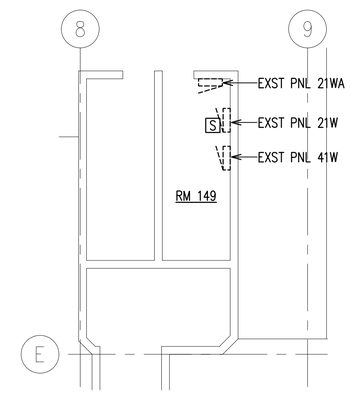

ENLARGED ELECTRICAL PLAN – RM 149

SCALE: 1/8"=1'-0"

NORTH

ELECTRICAL PLAN – 1ST FLOOR

SCALE: 1/16"=1'-0"

8' 4' 0 8' 16' 24'

SCALE: 1/8"=1'-0"

GRAPHIC SCALE

16' 8' 0 16' 32' 48'

SCALE: 1/16"=1'-0"

GRAPHIC SCALE

REV 1	1	REVISION 1		5/5/26	
REVISION NO.	SYM.	DESCRIPTION	DWN	DATE	APPROVED: ADMINISTRATIVE DIRECTOR OF COURTS

RYAN S. KARAMATSU
LICENSED PROFESSIONAL ENGINEER
No. 13987-E
HAWAII, U.S.A.

THIS WORK WAS PREPARED BY ME OR UNDER MY SUPERVISION AND CONSTRUCTION OF THIS PROJECT WILL BE UNDER MY OBSERVATION.

Digitally signed by Ryan Karamatsu
2026.05.08 11:14:22-10'00'

EXP. DATE: 4-30-28

THE JUDICIARY
STATE OF HAWAI'I

HOAPILI HALE
POWER QUALITY SYSTEM IMPROVEMENTS
2145 MAIN STREET, WAILUKU, HAWAII, 96793
TAX MAP KEY: 3-4-013:013

WAILUKU MAUI HAWAII

ELECTRICAL PLAN - 1ST FLOOR

RONALD N.S. HO & ASSOC., INC.		JUDICIARY PROJECT NO.	DRAWING NO.
DESIGNED BY: RK	CHECKED BY: RK	2526-02-076	E204
DRAWN BY: CAD	APPROVED BY: RK	DATE: FEB 2026	SHEET 7 OF 13 SHEETS
SCALE: AS SHOWN			

FILE ____ DRAWER ____ FOLDER ____

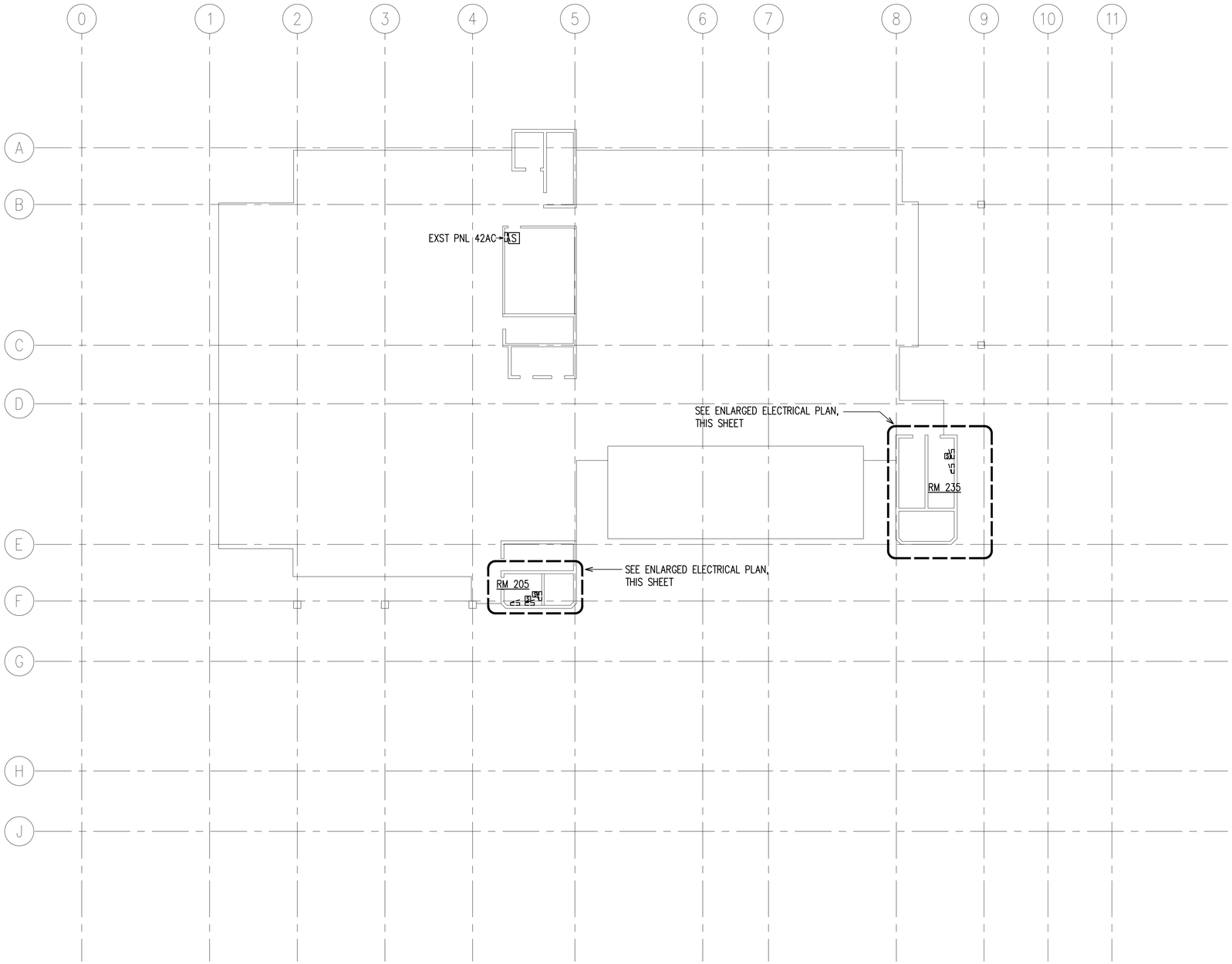

ELECTRICAL PLAN – 2ND FLOOR

SCALE: 1/16"=1'-0"

NORTH

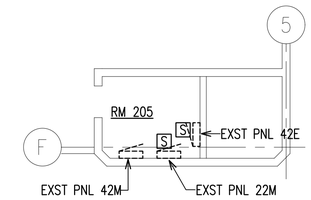

ENLARGED ELECTRICAL PLAN – RM 205

SCALE: 1/8"=1'-0"

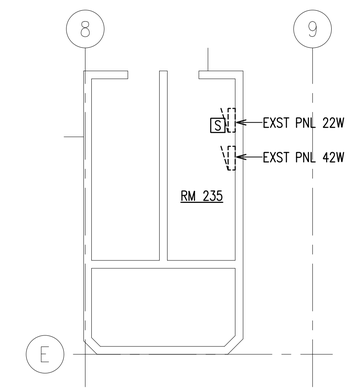

ENLARGED ELECTRICAL PLAN – RM 235

SCALE: 1/8"=1'-0"

8' 4' 0 8' 16' 24'

SCALE: 1/8"=1'-0"

GRAPHIC SCALE

16' 8' 0 16' 32' 48'

SCALE: 1/16"=1'-0"

GRAPHIC SCALE

REVISION NO.	SYM.	DESCRIPTION	BY	DATE	APPROVED: ADMINISTRATIVE DIRECTOR OF COURTS

RYAN S. KARAMATSU LICENSED PROFESSIONAL ENGINEER No. 13987-E HAWAII, U.S.A.

THIS WORK WAS PREPARED BY ME OR UNDER MY SUPERVISION AND CONSTRUCTION OF THIS PROJECT WILL BE UNDER MY OBSERVATION.

Digitally signed by Ryan Karamatsu 2026.05.08 11:13:55-10'00'

EXP. DATE: 4-30-28

THE JUDICIARY
STATE OF HAWAI'I

HOAPILI HALE
POWER QUALITY SYSTEM IMPROVEMENTS
2145 MAIN STREET, WAILUKU, HAWAII, 96793
TAX MAP KEY: 3-4-013:013

WAILUKU MAUI HAWAII

ELECTRICAL PLAN - 2ND FLOOR

RONALD N.S. HO & ASSOC., INC.		JUDICIARY PROJECT NO.	DRAWING NO.
DESIGNED BY: RK	CHECKED BY: RK	2526-02-076	E205
DRAWN BY: CAD	APPROVED BY: RK	DATE: FEB 2026	SHEET 8 OF 13 SHEETS
SCALE: AS SHOWN			

FILE ____ DRAWER ____ FOLDER ____

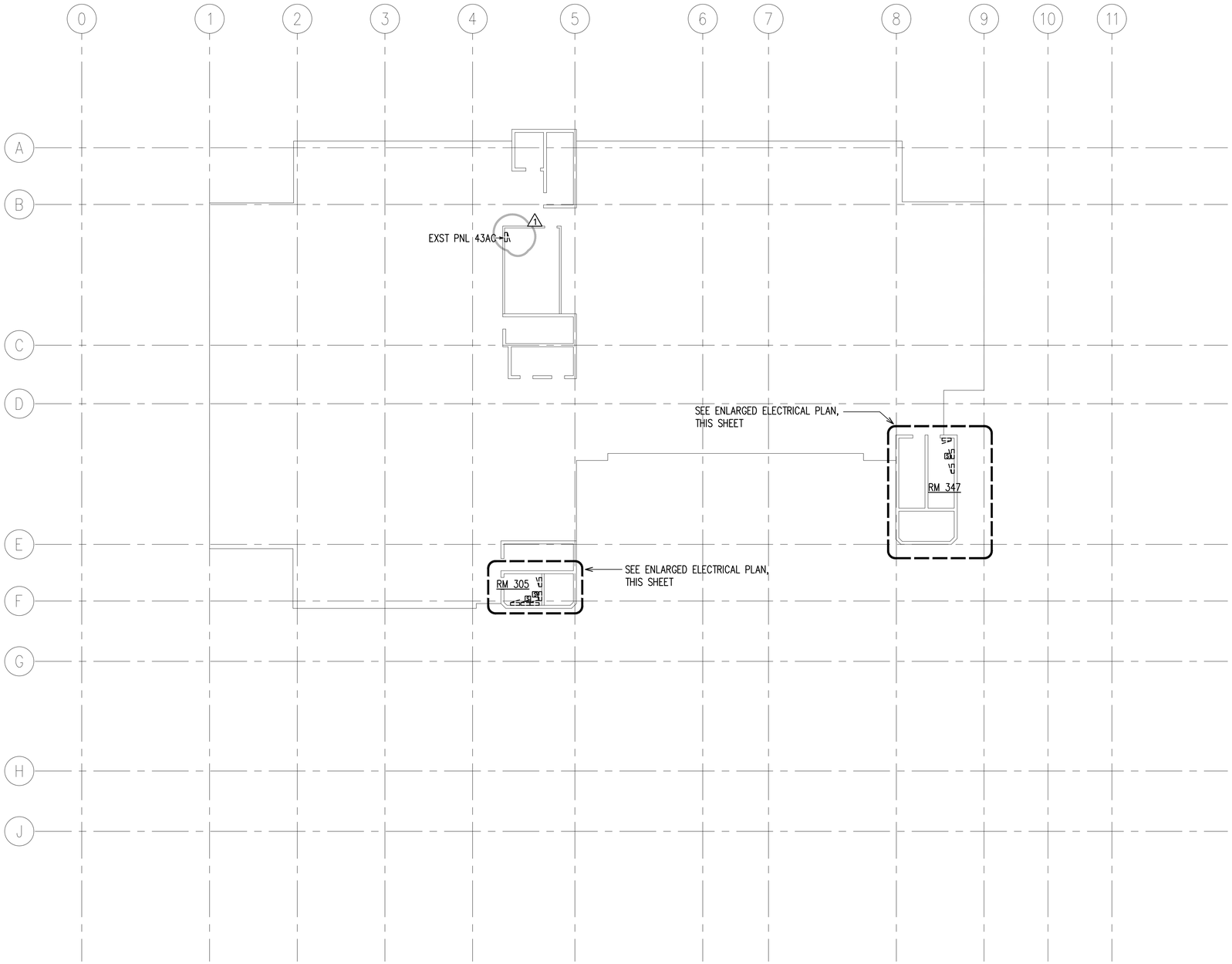

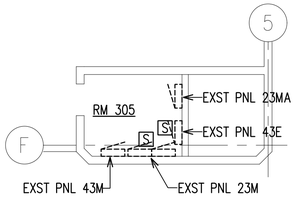

ENLARGED ELECTRICAL PLAN – RM 305

SCALE: 1/8"=1'-0"

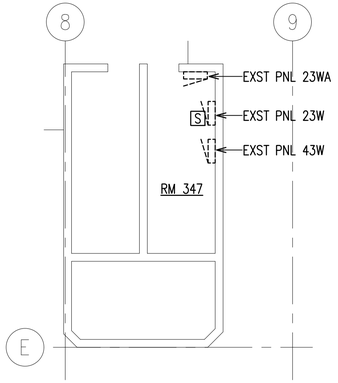

ENLARGED ELECTRICAL PLAN – RM 347

SCALE: 1/8"=1'-0"

NORTH

ELECTRICAL PLAN – 3RD FLOOR

SCALE: 1/16"=1'-0"

8' 4' 0 8' 16' 24'

SCALE: 1/8"=1'-0"

GRAPHIC SCALE

16' 8' 0 16' 32' 48'

SCALE: 1/16"=1'-0"

GRAPHIC SCALE

REV 1	1	REVISION 1		5/5/26	
REVISION NO.	SYM.	DESCRIPTION	DWN	DATE	APPROVED: ADMINISTRATIVE DIRECTOR OF COURTS

RYAN S. KARAMATSU
LICENSED PROFESSIONAL ENGINEER
No. 13987-E
HAWAII, U.S.A.

THIS WORK WAS PREPARED BY ME OR UNDER MY SUPERVISION AND CONSTRUCTION OF THIS PROJECT WILL BE UNDER MY OBSERVATION.

Digitally signed by Ryan Karamatsu
2026.05.08 11:16:41-10'00'

EXP. DATE: 4-30-28

THE JUDICIARY
STATE OF HAWAI'I

HOAPILI HALE
POWER QUALITY SYSTEM IMPROVEMENTS
2145 MAIN STREET, WAILUKU, HAWAII, 96793
TAX MAP KEY: 3-4-013:013

WAILUKU MAUI HAWAII

ELECTRICAL PLAN - 3RD FLOOR

RONALD N.S. HO & ASSOC., INC.		JUDICIARY PROJECT NO. 2526-02-076	DRAWING NO. E206
DESIGNED BY: RK	CHECKED BY: RK		
DRAWN BY: CAD	APPROVED BY: RK	DATE FEB 2026	SHEET 9 OF 13 SHTS.
SCALE: AS SHOWN			

FILE ____ DRAWER ____ FOLDER ____

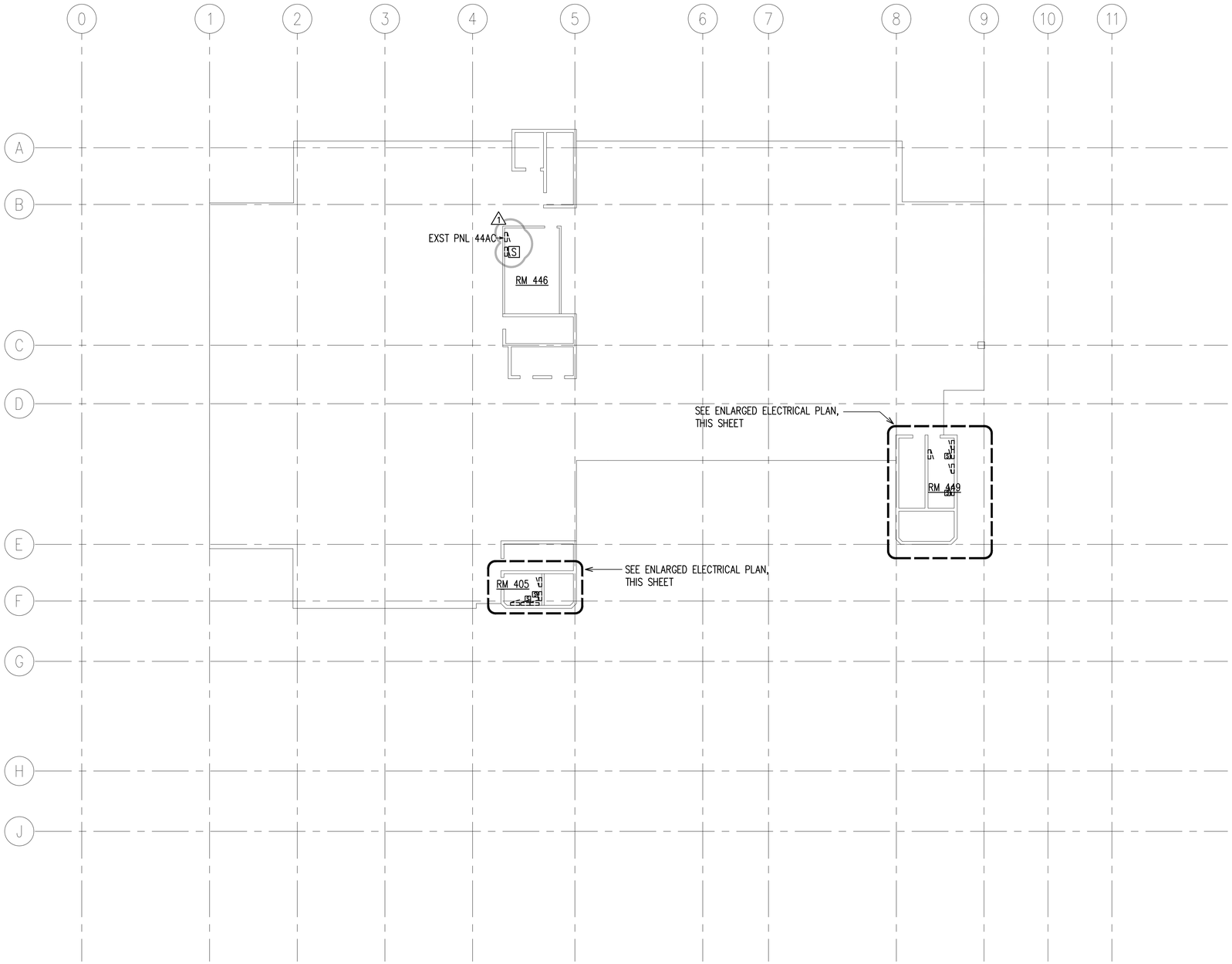

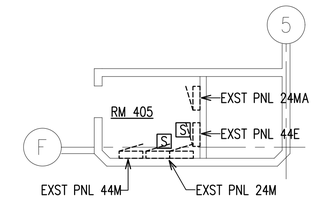

ENLARGED ELECTRICAL PLAN – RM 405

SCALE: 1/8"=1'-0"

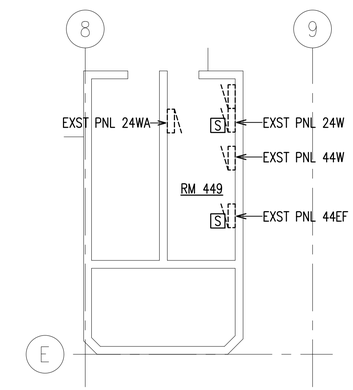

ENLARGED ELECTRICAL PLAN – RM 440

SCALE: 1/8"=1'-0"

NORTH

ELECTRICAL PLAN – 4TH FLOOR

SCALE: 1/16"=1'-0"

8' 4' 0 8' 16' 24'

SCALE: 1/8"=1'-0"

GRAPHIC SCALE

16' 8' 0 16' 32' 48'

SCALE: 1/16"=1'-0"

GRAPHIC SCALE

REV 1	1	REVISION 1		5/5/26	
REVISION NO.	SYM.	DESCRIPTION	DWN	DATE	APPROVED: ADMINISTRATIVE DIRECTOR OF COURTS

RYAN S. KARAMATSU
LICENSED PROFESSIONAL ENGINEER
No. 13987-E
HAWAII, U.S.A.

THIS WORK WAS PREPARED BY ME OR UNDER MY SUPERVISION AND CONSTRUCTION OF THIS PROJECT WILL BE UNDER MY OBSERVATION.

Digitally signed by Ryan Karamatsu
2026.05.08 11:13:39-10'00'

EXP. DATE: 4-30-28

THE JUDICIARY
STATE OF HAWAI'I

HOAPILI HALE
POWER QUALITY SYSTEM IMPROVEMENTS
2145 MAIN STREET, WAILUKU, HAWAII, 96793
TAX MAP KEY: 3-4-013:013

WAILUKU MAUI HAWAII

ELECTRICAL PLAN - 4TH FLOOR

RONALD N.S. HO & ASSOC., INC.		JUDICIARY PROJECT NO. 2526-02-076	DRAWING NO. E207
DESIGNED BY: RK	CHECKED BY: RK		
DRAWN BY: CAD	APPROVED BY: RK	DATE: FEB 2026	SHEET 10 OF 13 SHTS
SCALE: AS SHOWN			

FILE ____ DRAWER ____ FOLDER ____

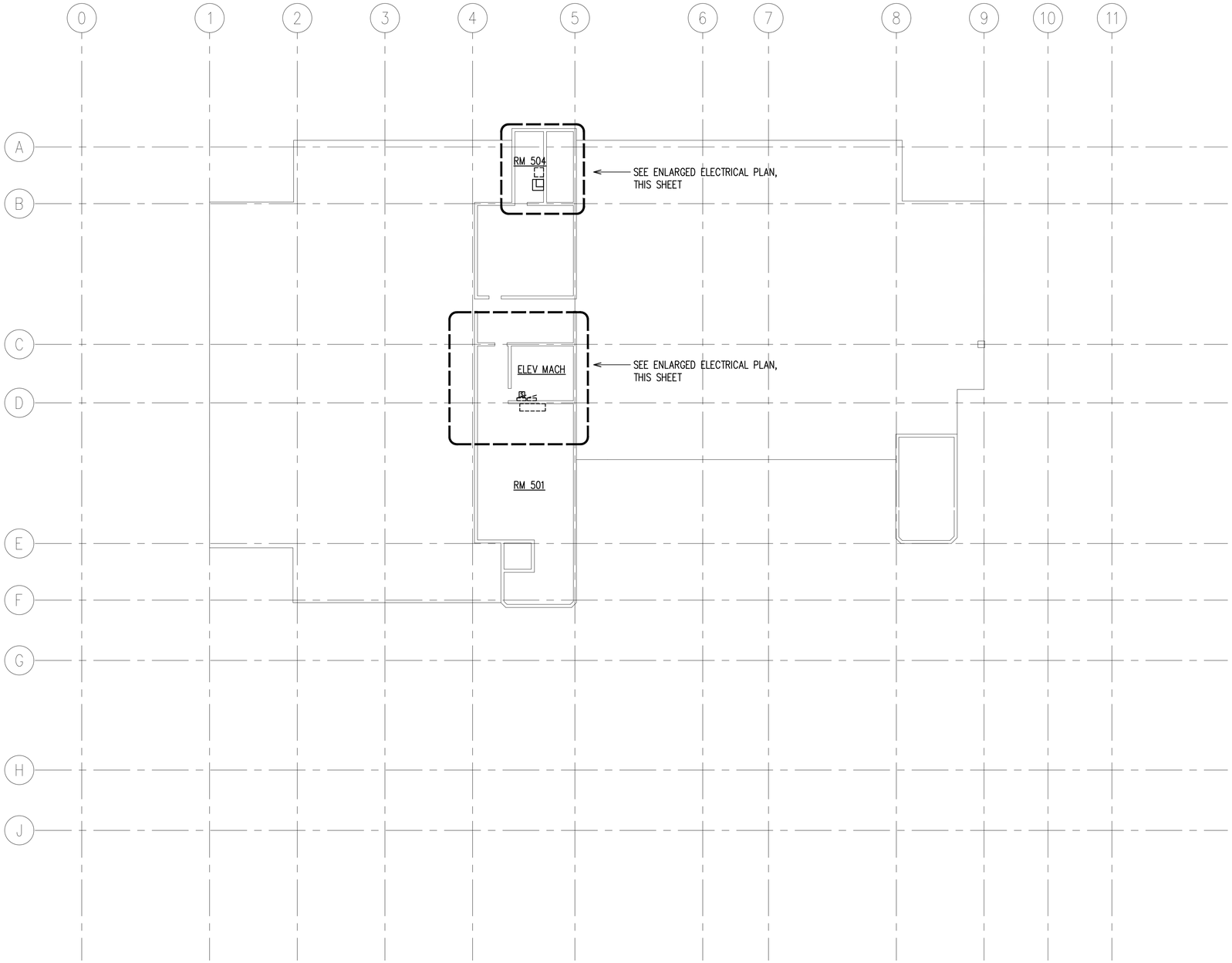

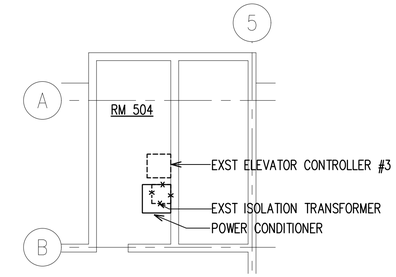

ENLARGED ELECTRICAL PLAN – RM 504

SCALE: 1/8"=1'-0"

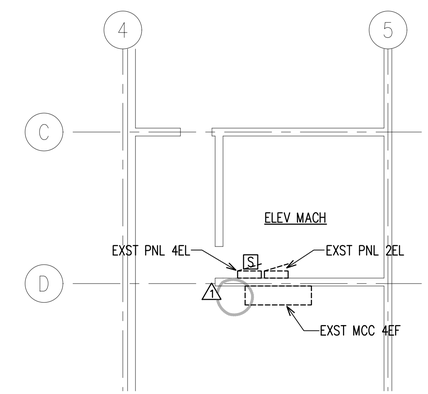

ENLARGED ELECTRICAL PLAN – ELEV MACH

SCALE: 1/8"=1'-0"

NORTH

ELECTRICAL PLAN – ROOF

SCALE: 1/16"=1'-0"

8' 4' 0 8' 16' 24'

SCALE: 1/8"=1'-0"

GRAPHIC SCALE

16' 8' 0 16' 32' 48'

SCALE: 1/16"=1'-0"

GRAPHIC SCALE

REVISION NO.	SYM.	DESCRIPTION		DATE	APPROVED: ADMINISTRATIVE DIRECTOR OF COURTS
REV 1	1	REVISION 1		5/5/26	

RYAN S. KARAMATSU
LICENSED PROFESSIONAL ENGINEER
No. 13987-E
HAWAII, U.S.A.

THIS WORK WAS PREPARED BY ME OR UNDER MY SUPERVISION AND CONSTRUCTION OF THIS PROJECT WILL BE UNDER MY OBSERVATION.

Digitally signed by Ryan Karamatsu
2026.05.08 11:16:27-10'00'

EXP. DATE: 4-30-28

THE JUDICIARY
STATE OF HAWAI'I

HOAPILI HALE
POWER QUALITY SYSTEM IMPROVEMENTS
2145 MAIN STREET, WAILUKU, HAWAII, 96793
TAX MAP KEY: 3-4-013:013
WAILUKU MAUI HAWAII

ELECTRICAL PLAN - ROOF

RONALD N.S. HO & ASSOC., INC.		JUDICIARY PROJECT NO.	DRAWING NO.
DESIGNED BY: RK	CHECKED BY: RK	2526-02-076	E208
DRAWN BY: CAD	APPROVED BY: RK	DATE: FEB 2026	SHEET 11 OF 13 SHEETS
SCALE: AS SHOWN			

FILE ____ DRAWER ____ FOLDER ____

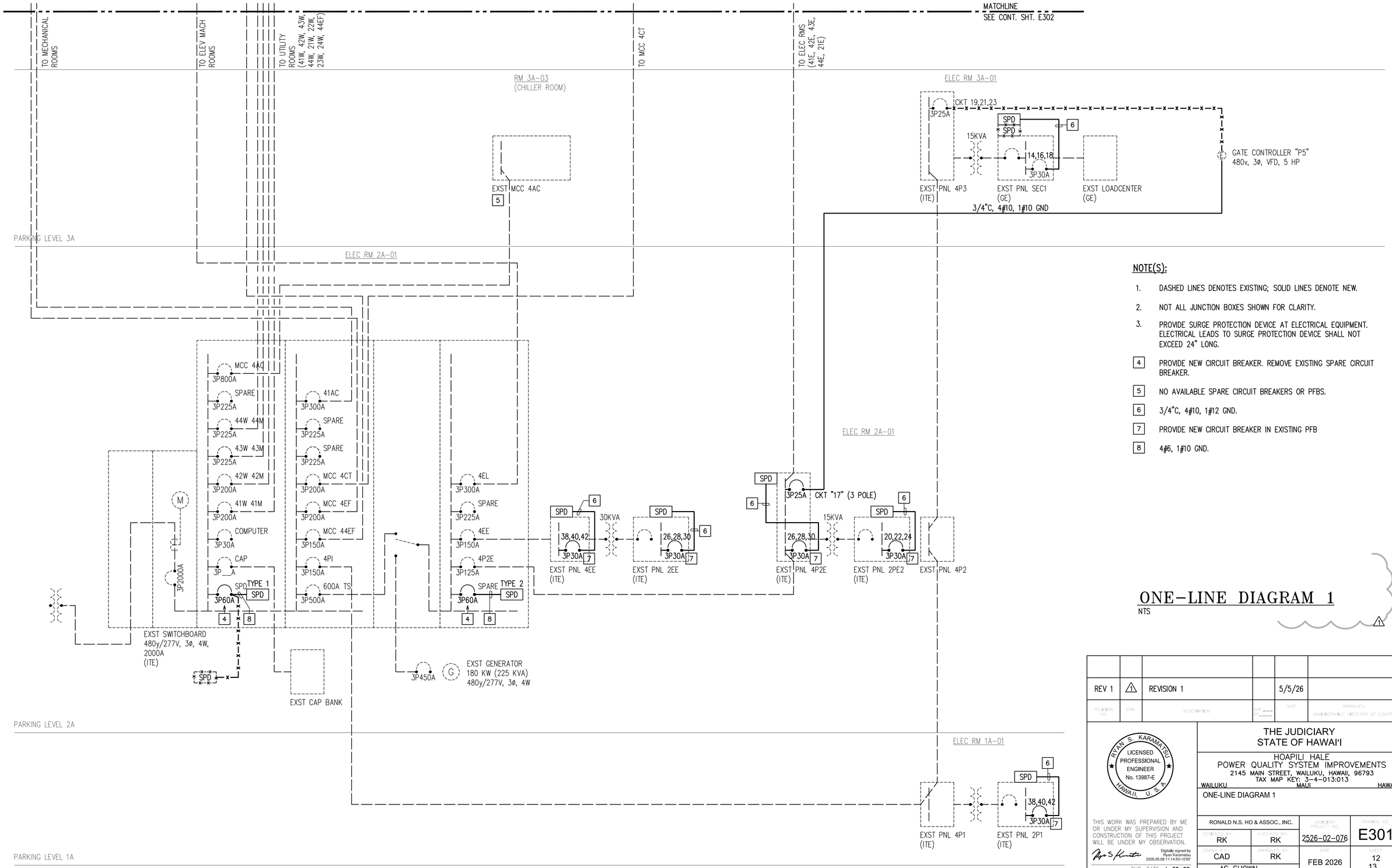

NOTE(S):

1. DASHED LINES DENOTES EXISTING; SOLID LINES DENOTE NEW.
2. NOT ALL JUNCTION BOXES SHOWN FOR CLARITY.
3. PROVIDE SURGE PROTECTION DEVICE AT ELECTRICAL EQUIPMENT. ELECTRICAL LEADS TO SURGE PROTECTION DEVICE SHALL NOT EXCEED 24" LONG.

4 PROVIDE NEW CIRCUIT BREAKER. REMOVE EXISTING SPARE CIRCUIT BREAKER.

5 NO AVAILABLE SPARE CIRCUIT BREAKERS OR PFBS.

6 3/4"C, 4#10, 1#12 GND.

7 PROVIDE NEW CIRCUIT BREAKER IN EXISTING PFB

8 4#6, 1#10 GND.

ONE-LINE DIAGRAM 1

NTS

REVISION NO.	SYM.	DESCRIPTION	SHT. NO.	DATE	APPROVED: ADMINISTRATIVE DIRECTOR OF COURTS
REV 1	1	REVISION 1		5/5/26	

RYAN S. KARAMATSU
LICENSED PROFESSIONAL ENGINEER
No. 13987-E
HAWAII, U.S.A.

THIS WORK WAS PREPARED BY ME OR UNDER MY SUPERVISION AND CONSTRUCTION OF THIS PROJECT. WILL BE UNDER MY OBSERVATION.

Digitally signed by Ryan Karamatsu
2026.05.08 11:14:53-10'00'

EXP. DATE: 4-30-28

THE JUDICIARY
STATE OF HAWAI'I

HOAPILI HALE
POWER QUALITY SYSTEM IMPROVEMENTS
2145 MAIN STREET, WAILUKU, HAWAII, 96793
TAX MAP KEY: 3-4-013:013
WAILUKU MAUI HAWAII

ONE-LINE DIAGRAM 1

RONALD N.S. HO & ASSOC., INC.		JUDICIARY PROJECT NO.	DRAWING NO.
DESIGNED BY: RK	CHECKED BY: RK	2526-02-076	E301
DRAWN BY: CAD	APPROVED BY: RK	DATE: FEB 2026	SHEET 12 OF 13 SHTS
SCALE: AS SHOWN			

THE ____ DRAWER ____ FOLDER ____

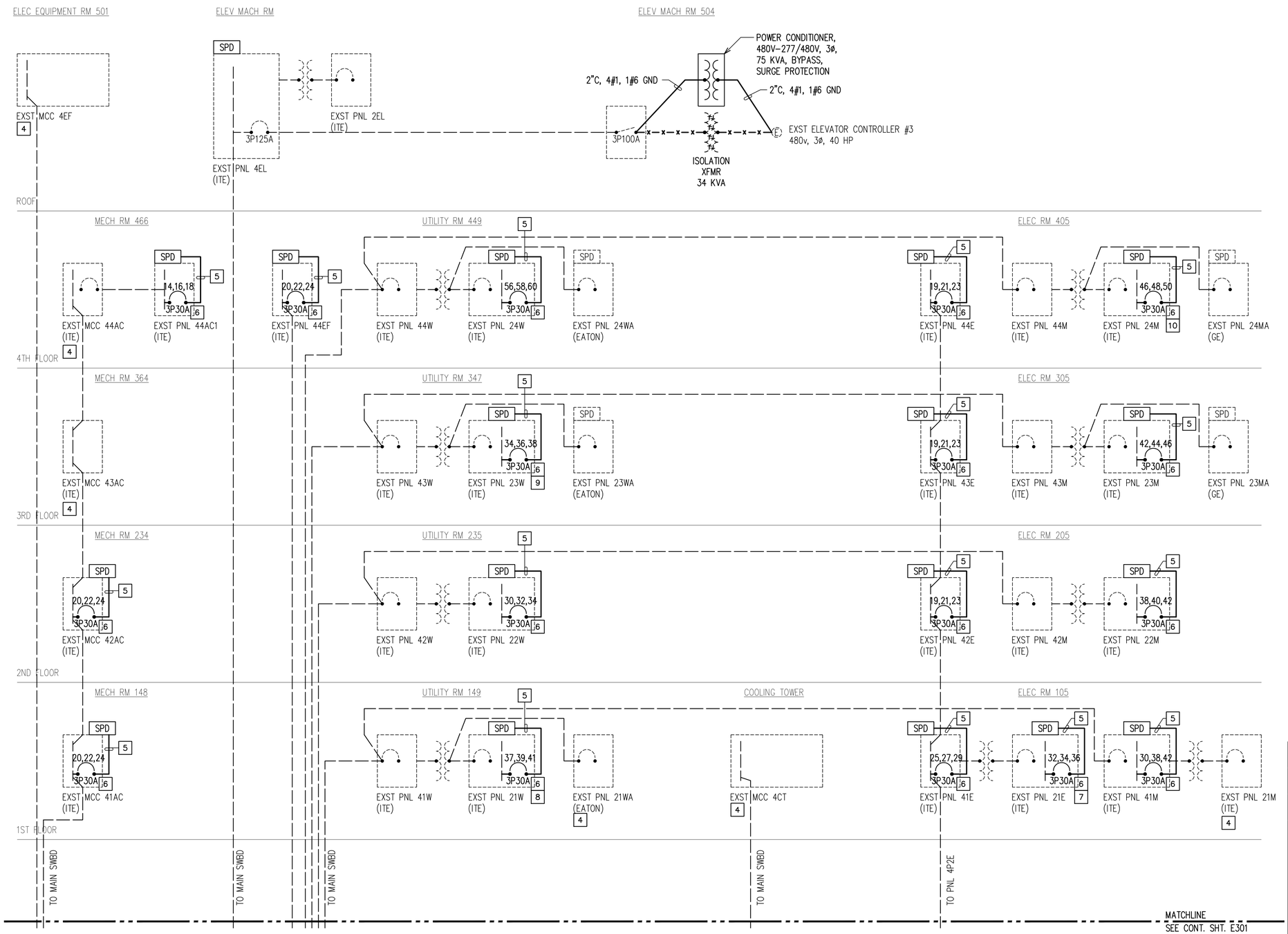

NOTE(S):

1. DASHED LINES DENOTES EXISTING; SOLID LINES DENOTE NEW.
2. NOT ALL HANDHOLES, MANHOLES, AND JUNCTION BOXES SHOWN.
3. PROVIDE SURGE PROTECTION DEVICE AT ELECTRICAL EQUIPMENT. ELECTRICAL LEADS TO SURGE PROTECTION DEVICE SHALL NOT EXCEED 24" LONG.

4 NO AVAILABLE SPARE CIRCUIT BREAKERS OR PFBS.

5 3/4"C, 4#10, 1#12 GND.

6 PROVIDE NEW CIRCUIT BREAKER IN EXISTING PFB

7 REMOVE EXISTING 1–POLE SPARE CIRCUIT BREAKER FROM CKT 32.

8 REMOVE EXISTING 2–POLE SPARE CIRCUIT BREAKER FROM CIRCUITS 37 AND 39.

9 RELOCATE EXISTING CIRCUIT 34 (EF) TO CIRCUIT 33.

10 RELOCATE EXISTING CIRCUIT 50 TO CIRCUIT 58

ONE–LINE DIAGRAM 2

NTS

REVISION NO.	SYM.	DESCRIPTION	BY	DATE	APPROVED: ADMINISTRATIVE DIRECTOR OF COURTS
REV 1	1	REVISION 1		5/5/26	

LICENSED PROFESSIONAL ENGINEER No. 13987-E
RYAN S. KARAMATSU
HAWAII, U.S.A.

THIS WORK WAS PREPARED BY ME OR UNDER MY SUPERVISION AND CONSTRUCTION OF THIS PROJECT WILL BE UNDER MY OBSERVATION.

Digitally signed by Ryan Karamatsu
2026.05.08 11:12:53-10'00'

EXP. DATE: 4–30–28

THE JUDICIARY
STATE OF HAWAI'I

HOAPILI HALE
POWER QUALITY SYSTEM IMPROVEMENTS
2145 MAIN STREET, WAILUKU, HAWAII, 96793
TAX MAP KEY: 3–4–013:013

WAILUKU MAUI HAWAII

ONE-LINE DIAGRAM 2

RONALD N.S. HO & ASSOC., INC.		JUDICIARY PROJECT NO.	DRAWING NO.
DESIGNED BY: RK	CHECKED BY: RK	2526–02–076	E302
DRAWN BY: CAD	APPROVED BY: RK	DATE: FEB 2026	SHEET 13 OF 13 SHTS
SCALE: AS SHOWN			

FILE ——— DRAWER ——— FOLDER ———